



OASC Series

OASC ■ OASC V

THE DETAILS THAT DELIVER THE RIGHT RESULTS...

EXPERIENCE

Ozen Air Technology, with its industry experience of half-a-century and its large portfolio of compressed air products, provides, reliable, efficient and smart solutions.

TRUST

Ozen's dedication to customer satisfaction has helped the company to build lasting relationships of trust and loyalty with its customers.

DURABLE AND EFFICIENT

All of the compressed air equipment in Ozen's portfolio have proven their durability under the toughest conditions. They provide high-quality, high-efficiency air.

QUALITY

Manufacturing consistently high-quality products is one of Ozen's fundamental tenets. To that end, Ozen continuously enhances its quality policies.



TECHNOLOGY

Ozen Air Technology is innovative. It always uses up-to-date technologies in compliance with world-standards.

R & D

With its creative team and competent infrastructure, Ozen is capable of developing its own technology through collaborations with several universities.

STRONG SERVICE NETWORK

Ozen Air Technology believes in maintainability. Its customers can enjoy uninterrupted manufacturing thanks to its accessible, fast and reliable service network.

COMPETITIVE

Ozen Air Technology acts in favor of its customers. Providing them with leverage is one of Ozen's strong suits.

RESPECT FOR THE ENVIRONMENT

Striving for a sustainable future, Ozen Air Technology selects for environmentally friendly practices and takes all necessary precautions while structuring its work processes.

Screw Compressor Series - OASC

OASC (4-90 kW) ■ OASC V (5-30 kW)

This series is designed with high performance and reliability in mind. The products in the series perfectly satisfy the ease of installation, simple maintenance, high efficiency and durability demands of the manufacturing sector from smaller workshops to large-size companies.

METAL

TEXTILE

GLASS

PLASTIC



Quality Equipment

Ozen Air Technology uses components that comply with international standards for products that stand out for their performance and durability. Adopting the principle of customer-oriented work in all the areas that fall within the scope of the quality management system, Ozen strives to continually improve its workforce and its suppliers, and to ensure the continuity and improvement of its products and services at the highest quality level.



Screw Compressor Series - OASC

OASC (4-90 kW) ■ OASC V (5-30 kW)



Air-end

High-quality screw group components improve durability.

1

NEMA TEFC Premium Efficient Motor

Provides superior efficiency and performance thanks to its unrivalled IP 54 motor

2



Poly-V Belt Driven Power Technology

- Poly-V belt technology provides high performance with its reliable belt tension system.

3

- It is durable.



Compact Oil Separator Design

- ASME-approved tank
- Minimum pressure drop
- Oil level control

4



Maestro

- User-friendly control panel indicators facilitate the assessment of the equipment as well as the planning of maintenance.

- Support for 8 languages



5

Electrical Panel IP 55

All electrical panels are UL-approved.



6

5

6

2

7



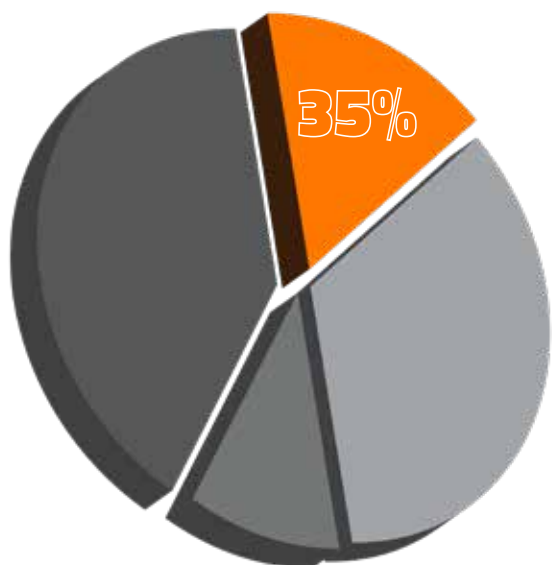
"RCD" – Radial Cooling Design

- Guaranteed cooling performance with large size radiator pack.
- Strong, compact design provides durability that is tested and proven under tough work conditions.
- Enables your compressor to keep working with high efficiency under various conditions. Radial fan ensures quiet operation and high cooling performance.
- "SCS" – Symmetrical Cooling design is used below 55 kw models.

8

Ease of Service

- The strategic positioning of product components provides ease of maintenance.
- With easily available spare parts, maintenance is no longer an issue.
- Oil changes made simple, thanks to the separator tank design.



Ozen Energy Optimisation on Average up to %35



Variable Frequency Drive (VFD)

In manufacturing facilities, the need for air tends to fluctuate throughout the day for various reasons. Standard compressors continuously work in load/unload mode in order to satisfy changing air demands. A screw compressor working in unload mode spends about 30-35% of the installed motor power and wastes energy even though it does not produce any air.

In OASC V series compressors, the built-in frequency inverter adjusts the motor speed according to the actual air need of the facility. Achieving energy savings of up to 35%, these compressors help reduce operating costs.

Energy savings even during low-capacity utilization

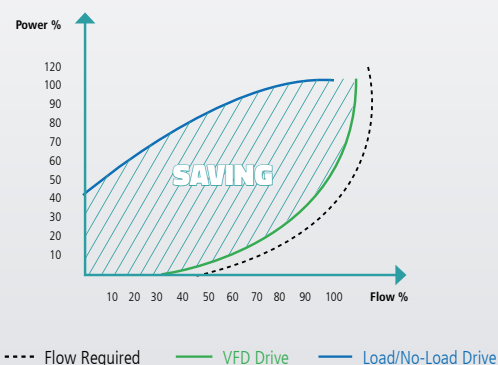
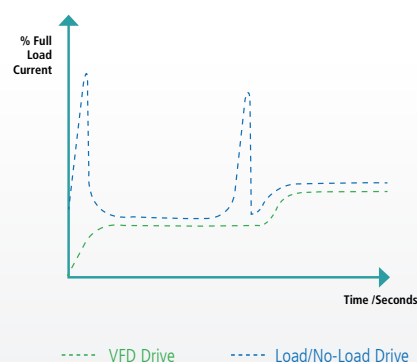
Since the OASC V series screw compressors with frequency inverter adjust the motor speed according to the actual air need of the facility, high energy use during low-capacity utilization is avoided.

The advantage of constant pressure

As the actual air demand is continuously monitored, the air production is steady and pressure is constant in the compressed air-pipe line at all times. Energy loss due to load/unload work modes is avoided. These compressors can respond to different pressure needs with simple settings on the control panel, without changing anything in the compressor itself.

Smooth initial start-up

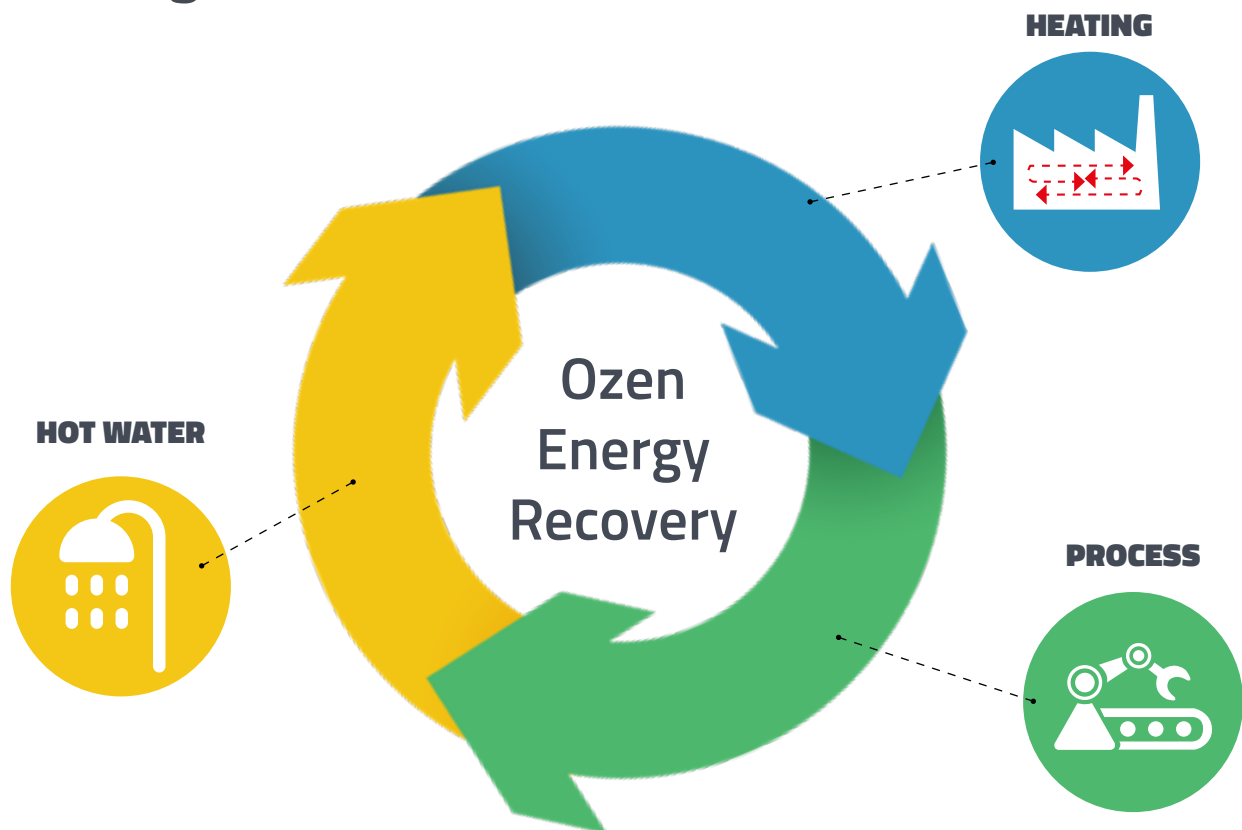
Because motor speed is controlled by the frequency inverter, the initial start-up is significantly simpler and smoother than wye-delta, direct connected compressors. Controlled motor speed also helps the motor and screw components last longer.



OER - Ozen Energy Recovery (Optional)

OASC (4-90 kW) ■ OASC V (5-30 kW)

**Reduces operating costs by
recovering waste heat...**



Advantages

- > Does not have any impact on compressor maintenance.
- > Return of investment is 1 year.
- > Reduces gas etc. consumption for heating and hot water
- > Selecting for heat recovery not only lowers energy costs but also contributes greatly to the protection of the environment.

Improving energy efficiency is essential for the industry. Rising energy prices and growing environmental awareness increase the importance of waste heat recovery. 94% of the energy consumed by a compressor is converted into heat. This heat is released back into the atmosphere through the cooling system and by radiation. Not being able to make use of this waste heat has a negative effect on operating costs.

Ozen Energy Recovery solution makes it possible to use the waste heat generated by your compressor within the facility. The integrated heat exchanger recovers the heat, which can, then, be used for heating the factory and storage areas, as well as for hot water. This rather easy-to-implement system increases energy efficiency and provides operating cost savings.

Screw Compressor Series - OASC



Technical Specifications OASC (4-90 kW) ■ OASC V (5-30 kW)

MODEL	Max. Pressure		Capacity (FAD)		Capacity (FAD)				Motor Power		Noise Level	Weight	Dimensions Inch		
	OASC / OASC V		OASC		OASC V				OASC / OASC V						
	PSI	Bar	Cfm	m³/min	Cfm		m³/min		kw	hp	(db)	lbs	W	L	H
					min	max	min	max							
OASC 4	100	6.9	19.3	0.55	N/A	N/A	N/A	N/A	4	5.5	68	419	26.0	42.2	44.3
	125	8.6	17.0	0.48	N/A	N/A	N/A	N/A							
	150	10.3	14.9	0.42	N/A	N/A	N/A	N/A							
	190	13.1	11.2	0.32	N/A	N/A	N/A	N/A							
OASC 5 OASC 5 V	100	6.9	28.3	0.80	14.0	28.3	0.40	0.80	5.5	7.5	69	441	26	42.2	44.3
	125	8.6	24.7	0.70	13.3	24.7	0.38	0.70							
	150	10.3	22.1	0.63	13.3	22.1	0.38	0.63							
	190	13.1	17.9	0.51	12.4	17.9	0.35	0.51							
OASC 7 OASC 7 V	100	6.9	36.0	1.02	14.0	36.0	0.40	1.02	7.5	10	69	507	26	42.2	44.3
	125	8.6	31.8	0.90	13.3	31.8	0.38	0.90							
	150	10.3	29.1	0.82	13.3	29.1	0.38	0.82							
	190	13.1	23.9	0.68	12.4	23.9	0.35	0.68							
OASC 11 OASC 11 V	100	6.9	60.1	1.70	17.0	60.1	0.48	1.70	11	15	69	750	29.5	45.0	44.3
	125	8.6	54.0	1.53	16.3	54.0	0.46	1.53							
	150	10.3	49.3	1.40	16.0	49.3	0.45	1.40							
	190	13.1	40.4	1.15	14.7	40.4	0.42	1.15							
OASC 15 OASC 15 V	100	6.9	87.3	2.47	17.0	87.3	0.48	2.47	15	20	72	816	29.5	45.0	44.3
	125	8.6	79.5	2.25	16.3	79.5	0.46	2.25							
	150	10.3	73.5	2.08	16.0	73.5	0.45	2.08							
	190	13.1	62.3	1.76	14.7	62.3	0.42	1.76							
OASC 18 OASC 18 V	100	6.9	116.2	3.29	20.1	116.2	0.57	3.29	18.5	25	72	970	35.8	50.1	54.1
	125	8.6	100.8	2.85	19.4	100.8	0.55	2.85							
	150	10.3	93.2	2.64	18.7	93.2	0.53	2.64							
	190	13.1	78.4	2.22	20.1	78.4	0.57	2.22							
OASC 22 OASC 22 V	100	6.9	134.1	3.80	20.1	134.1	0.57	3.80	22	30	74	1069	35.8	50.1	54.1
	125	8.6	118.3	3.35	19.4	118.3	0.55	3.35							
	150	10.3	109.6	3.10	18.7	109.6	0.53	3.10							
	190	13.1	93.1	2.64	20.1	93.1	0.57	2.64							
OASC 30 OASC 30 V	100	6.9	180.3	5.10	20.1	180.3	0.57	5.10	30	40	74	1499	35.8	50.1	54.1
	125	8.6	161.7	4.58	19.4	161.7	0.55	4.58							
	150	10.3	151.2	4.28	18.7	151.2	0.53	4.28							
	190	13.1	130.3	3.69	20.1	130.3	0.57	3.69							

Screw Compressor Series - OASC V



Technical Specifications OASC (4-90 kW) ■ OASC V (5-30 kW)

MODEL	Max. Pressure		Capacity (FAD)		Capacity (FAD)				Motor Power		Noise Level	Weight	Diamensions inch		
	OASC / OASC V		OASC		OASC V				OASC / OASC V						
	PSI	Bar	Cfm	m³/min	Cfm		m³/min		kw	hp	(db)	lbs	W	L	H
					min	max	min	max							
OASC 37	100	6.9	211.1	5.98	-	-	-	-	37	50	75	1676	51.2	61.0	65.7
	125	8.6	190.7	5.40	-	-	-	-							
	150	10.0	175.8	4.98	-	-	-	-							
	190	13.1	148.5	4.20	-	-	-	-							
OASC 45	100	6.9	272.0	7.70	-	-	-	-	45	60	75	1887	51.2	61.02	65.7
	125	8.6	247.2	7.00	-	-	-	-							
	150	10.3	229.5	6.50	-	-	-	-							
	190	13.1	195.9	5.55	-	-	-	-							
OASC 55	100	6.9	333.9	9.46	-	-	-	-	55	75	76	2315	51.2	79.7	74.8
	125	8.6	301.9	8.55	-	-	-	-							
	150	10.3	278.3	7.88	-	-	-	-							
	190	13.1	232.5	6.58	-	-	-	-							
OASC 75	100	6.9	444.0	12.57	-	-	-	-	75	100	76	3682	66.9	93.5	76.3
	125	8.6	406.1	11.50	-	-	-	-							
	150	10.3	377.8	10.70	-	-	-	-							
	190	13.1	322.9	9.14	-	-	-	-							
OASC 90	100	6.9	548.4	15.53	-	-	-	-	90	125	77	4960	66.9	93.5	76.3
	125	8.6	494.4	14.00	-	-	-	-							
	150	10.3	455.4	12.90	-	-	-	-							
	190	13.1	382.9	10.84	-	-	-	-							

Compressor performance measured according to ISO 1217, Annex C Edt. 4 (2009).

Reference conditions:

- Absolute inlet pressure 14,5 psi (1 bar)
- Intake air temperature 68°F (20°C)

FAD is measured at the following working pressures:

- 6,9 bar versions at 6,5 bar
- 8,6 bar versions at 8 bar
- 10,3 bar versions at 10 bar
- 13,1 bar versions at 12.5 bar

Ozen Compressed Air Technology and Equipment LLC.
4205 Golf Acres Drive Charlotte NC 28208
Office (704) 660 0334
E-mail info@ozenairtech.com

